



MATERIALS

Caron® Cotton Cakes™ (3.5 oz/100 g; 211 yds/193 m)
Calico Flowers (49003) **4 balls**

Size U.S. J/10 (6 mm) crochet hook **or size needed to obtain gauge.**

 CROCHET | SKILL LEVEL: **EASY**

ABBREVIATIONS

Approx =

Approximate(ly)

Bobble = (Yoh and draw up a loop. Yoh and draw through 2 loops on hook) 5 times in next stitch. Yoh and draw through all loops on hook. Ch 1.

Ch = Chain(s)

Cont = Continue(ity)

Dc = Double crochet

Hdc = Half double crochet

Hdcfp = Yoh and draw up a loop around post of next stitch at front of work, inserting hook from right to left. Yoh and draw through all loops on hook

Pat = Pattern

PM = Place marker

Rem = Remaining

Rep = Repeat

RS = Right side

Sc = Single crochet

Sp(s) = Space(s)

WS = Wrong side

Yoh = Yarn over hook

MEASUREMENTS

Approx 60" [152.5 cm] wide x 30" [76 cm] deep.

GAUGE

12 sc and 15 rows = 4" [10 cm].

INSTRUCTIONS

Note: Ch 2 at beg of row does not count as hdc.

Move marker up to each center ch-2 sp as work progresses.

Ch 4. See diagram on page 3.

1st row: (RS). 4 dc in 4th ch from hook. Turn. 5 dc.

2nd row: Ch 2 (does not count as st). 2 hdc in first dc. 1 hdc in next dc. (1 hdc. Ch 2. 1 hdc) in next dc. PM on ch-2 sp for center. 1 hdc in next dc. 2 hdc in last dc. Turn.

3rd row: Ch 2. 2 hdc in first hdc. Bobble in next hdc. 1 hdc in each of next 2 hdc. (1 hdc. Ch 2. 1 hdc) in next ch-2 sp. 1 hdc in each of next 2 hdc. Bobble in next hdc. 2 hdc in last hdc. Turn.

4th row: Ch 3 (counts as dc). 1 dc in first hdc. Ch 1. (1 dc in next hdc. Ch 1. Skip next st) twice. 1 dc in next hdc. Ch 1. (1 dc. Ch 2. 1 dc) in next ch-2 sp. Ch 1. (1 dc

in next hdc. Ch 1. Skip next st) twice. 1 dc in next hdc. Ch 1. 2 dc in last hdc. Turn.

5th row: Ch 3. 1 dc in first dc. 1 dc in each st to center ch-2 sp. (1 dc. Ch 2. 1 dc) in next ch-2 sp. 1 dc in each st to last ch 3. 2 dc in top of ch 3. Turn.

6th row: Ch 2. 2 hdc in first dc. 1 hdcfp around each dc to center ch-2 sp. (1 hdc. Ch 2. 1 hdc) in ch-2 sp. 1 hdcfp around each dc to last dc. 2 hdc in last dc. Turn.

7th row: Ch 2. 2 hdc in first hdc. *Bobble in next hdc. 1 hdc in each of next 5 sts.* Rep from * to * once more. Bobble in next hdc. (1 hdc. Ch 2. 1 hdc) in next ch-2 sp. Rep from * to * twice. Bobble in next hdc. 2 hdc in last hdc. Turn.

8th row: Ch 3 (counts as dc). 1 dc in first hdc. Ch 1. *1 dc in next hdc. Ch 1. Skip next st.* Rep from * to * 6 times more. 1 dc in next hdc. Ch 1. (1 dc. Ch 2. 1 dc) in next ch-2 sp. Ch 1. Rep from * to * 7 times. 1 dc in next hdc. Ch 1. 2 dc in last hdc. Turn.

9th and 10th rows: As 5th and 6th rows.

11th row: Ch 2. 2 hdc in first hdc. *Bobble in next st. 1 hdc in each of next 5 sts.* Rep from * to * twice more. Bobble in next st. 1 hdc in each of next 4 sts. (1 hdc. Ch 2. 1 hdc) in next ch-2 sp. 1 hdc in each of next 4 sts. Rep from * to * 3 times. Bobble in next hdc. 2 hdc in last hdc. Turn.

12th row: As 8th row, noting reps from * to * will be increased.

13th and 14th rows: As 5th and 6th rows.

15th row: Ch 2. 2 hdc in first hdc. *Bobble in next hdc. 1 hdc in each of next 5 sts.* Rep from * to * 4 times more. Bobble in next hdc. 1 hdc in each of next 2 hdc. (1 hdc. Ch 2. 1 hdc) in next ch-2 sp. 1 hdc in each of next 2 hdc. Rep from * to * 5 times. Bobble in next hdc. 2 hdc in last hdc. Turn.


16th row: As 8th row, noting reps from * to * will be increased.

17th and 18th rows: As 5th and 6th rows.






19th row: Ch 2. 2 hdc in first hdc. *Bobble in next hdc. 1 hdc in each of next 5 sts.* Rep from * to * 6 times more. Bobble in

next hdc. (1 hdc. Ch 2. 1 hdc) in next ch-2 sp. Rep from * to * 7 times. Bobble in next hdc. 2 hdc in last hdc. Turn.

Rep 8th to 19th rows, noting reps from * to * will be increased until Shawl down center measures approx 30" [76 cm], ending with 6th row. Fasten off.



STITCH KEY

-  = chain (ch)
-  = half double crochet (hdc)
-  = double crochet (dc)
-  = front post half double crochet (hdcfp)
-  = Bobble

